



WELCOME TO RECEPTION

Hunsley Primary

MEET THE TEAM



Miss Hudson
Teacher

Yellow Group Key Worker



Mrs Mutter
Nursery Nurse

Orange Group Key Worker



Mrs Wilson
Teaching Assistant

Red Group Key Worker



Please note that key worker groups are for pastoral purposes and are mixed ability groups. We use our key worker/ colour groups for talk time, getting changed for PE and it will be your child's key worker who checks their daily planner.

RECEPTION CURRICULUM

- In Reception we assess 17 areas of child development which come under seven main areas of development; Personal, Social and Emotional development, Physical development, Communication and Language, Literacy, Maths, Understanding the World and Expressive Arts & Design.
- The children learn through a combination of child-led activities (choosing time) and adult-led activities (maths, phonics, understanding the world, expressive arts and design).
- We use Tapestry to record the children's learning journey.
- We will also provide a Bug Club account which gives access to online reading books that the children can read at home!
- Once the children are settled, we will begin sending home some 'home learning suggestions' every two weeks, via Google Classroom. Home Learning in Reception is not compulsory until the final term, however if a child does have a go at any of the suggestions these can be uploaded onto Tapestry for us to see and celebrate!

THE FIRST WEEK IN RECEPTION



- Getting to know each other, the teachers and our class bear!
Circle time games, songs, stories, small group maths and phonics activities
- Getting to know the classroom and classroom rules
- Getting to know the routines
- Learning about the behaviour chart
- Earning their first ladybird spots!

A DAY IN RECEPTION

Morning

- Wake up shake up
- Register/day of the week/weather
- Maths- whole class and then small groups
- Choosing time (child-led learning in the indoor and outdoor classroom)
- Snack Time
- Phonics- Whole class and then small groups
- Choosing Time
- Talk time
- Lunch

Afternoon


- Adult-initiated Activity (lesson input)- whole class and then small groups
- Choosing Time
- Dough disco/guided reading/handwriting
- Story Time
- Home time

BEHAVIOUR CHART


Shooting Star- Your child's name will go on the shooting star if they have been noticed a number of times that day for 'WOW' moments, trying hard or doing the right thing!




Rainbow- Your child's name will go on the rainbow for 'WOW' moments.



Sun- Every child's name starts on the sun at the beginning of every day.




The cloud- Your child's name will go on the cloud if they have had a verbal warning and continue to not follow the rules.



The rainy cloud- Your child's name will go on the rainy cloud if their name is already on the cloud and they continue to not follow the rules. A note will be written in their planner to let you know, or we may speak to you on the gate if it needs further explanation.


LADYBIRD SPOTS



Each child has their own ladybird above their peg. They will receive ladybird spot stickers throughout the year for 'WOW' moments, acts of kindness, trying their best etc.

When your child receives their first ten ladybird spots they will choose a prize from the prize box. Their ladybird spots are also counted throughout the year and go towards their Bronze, Silver and Gold Award certificates!

OUR CLASSROOM



EARLY READING AND WRITING



- At Hunsley Primary, we follow the 'Letters and Sounds' phonics scheme and use some 'Jolly Phonics' songs and actions to support the teaching of sounds.
- Here is a link to our Phonics song- Pronunciation is the most important aspect of early reading and writing and this song demonstrates the correct way to pronounce the short sounds.
- <https://www.youtube.com/watch?v=jPVbJ-laHlw>
- For handwriting and forming letters we use the Nelson Handwriting scheme.

Lower case letters: abcdefghijklmnopqrstuvwxyz

Capitals: A B C D E F G H I J K L M N O P Q R S T U V W X Y Z

Numbers: 0 1 2 3 4 5 6 7 8 9

The Four Joins:

1. to letters without ascenders
2. to letters with ascenders
3. horizontal joins
4. horizontal joins to letters with ascenders

abcdefghijklmnopqrstuvwxyz

EARLY MATHS



In Reception we focus on three main concepts-

- Recognising numbers
 - Fluent counting
 - Talking about maths and using vocabulary!
-
- We focus on mastering the key concepts in maths and ensure that the children are fluent in basic maths skills and can use a number of resources and methods to help them.
 - We follow the 'Whiterose' Maths scheme throughout Hunsley Primary. Here is a link to their website for more information!
 - <https://whiterosemaths.com/>

SUPPORTING EACH CHILD

- In Reception we do most of our activities as a whole class and then split into three groups. This allows us to work more closely with each child and support their individual needs.
- We also run individual interventions three times a week to support the children with their individual needs. This might include speech and language support, number support, name writing or any other areas that your child might be struggling with.

SUPPORTING SOCIAL COMMUNICATION AND EARLY LANGUAGE

- In reception we run a programme called 'Talk Boost' which is an intervention designed to support children's social communication and listening and attention.
- Talk Boost is delivered to a group of four children for 12 weeks and this group is then rotated.
- The children play games which support them with good looking, good sitting and good listening.
- It also supports children with following instructions and taking turns with their friends.



HOW CAN YOU SUPPORT YOUR CHILD AS THEY START SCHOOL



- Talk about school!
- Encourage toileting, dressing and eating independently
- Encourage early reading through singing nursery rhymes, telling stories and looking at books

CONTACT US



- Weekly Newsletter
- Hunsley Primary website
- Hunsley Primary Handbook
- enquiries@hunsleyprimary.org.uk
- Telephone: 01482 330883



We look forward to
seeing you soon!